

Secret Transactions  
Turn As Little As \$50  
Into Up To \$1,000  
in Just 4 Weeks  
or Less.

Presented by

[FinancialFreedomMagazine.com](http://FinancialFreedomMagazine.com)

A Members Owned Digital Magazine For Those Who Cherish Their Freedom

# Intro

Congratulations on getting your hands on this book.

**You're about to discover a world very few people even know exists.**

In fact this opportunity has only been available for a few short years which is why so few people know about it.

But it's a world where some people are making incredible amounts of money even starting with very little.

When you see this new world you'll probably think you're dreaming.

But, yes, it's real, it's legal and it's going to amaze you.

You can literally start with as little as \$50 and turn it into up to \$1,000 or more sometimes within just a matter of days or weeks.

Your first thought may be why isn't everyone doing this?

Two reasons:

The first reason is, they don't know about it yet. (But now, YOU do :)

The second reason is if they may know about it but they may be afraid to try it.

**By joining [our private Telegram group](#) (it's free, included with your purchase of this book) you'll be able to get in on the transactions that have the best chance of being successful.**

(continued)

# 1. Up to 20 Times Or More Return On Your Money

You've probably heard of some people making a lot of money in the cryptocurrency industry.

While the transactions we discuss in this book usually (but not always) involve cryptocurrency it's vastly different from what you may have seen, heard or experienced before.

This is a method of making money in crypto that is very different from what people have been told about making money in crypto.

With what we're discussing in this book it you can put in as little as \$50 and get back up to \$1,000 or even much more in as little as 4 weeks or less.

Sometimes within 4 days or less (see the charts below!)

There are literally dozens of these transactions available every week you can choose from. However, be sure you're in [our free private group](#) (included with your purchase) so you won't have to go it alone. We'll alert you to the opportunities with the potential to make you the most money.

These transactions, as you'll see if you continue reading, can be the lowest risk crypto transactions and potentially make you the most money in the shortest period of time.

Also, if you get in one of these transactions and change your mind you can get out of it if you choose to as long as you do so before the transaction deadline.

(continued)

## 2. The “Secret” Transactions

So now, let me reveal to you what kind of transactions can turn \$50 into up to \$1,000, \$100 into \$2,000, \$1,000 into \$20,000 and so on.

# These almost secret transactions are called ILO Presales.

ILO stands for **Initial Liquidity Offer**. Sometimes they're also called IDO's which stands for Initial Dex Offering. Both terms mean the same thing, so if you see one called ILO and another called IDO you'll know it's referring to the same type of transaction.

**They are both just fancy titles for simply providing liquidity (money) to a crypto token BEFORE the crypto token is made available to the public. You will be rewarded with tokens at a very low presale price for doing this.**

That means before 99.9% of the world has even heard of the crypto coin **YOU ALREADY OWN IT.**

Then, once the crypto token gets listed and is available to the public, YOU can make potentially a lot of money very quickly.

**The reason you can make a lot of money fast is, because you own the token at the lowest price before the public even starts buying.**

You just watch and wait until your tokens increase in price and then sell them for more than what you paid. It's really that simple.

Don't worry if this sounds difficult because, first of all, it's well worth it! Where else can you turn as little as \$50 into hundreds and many times thousands of dollars very fast?

**You can search all you want but you'll never find a faster way to make this much money in your life!**

Second of all, we are here to help you. *We will alert to which ILO transactions to do and when to sell for profit.*

You just need to [join our private group](#) and you'll know exactly what to do and when.

Look at this one, for example. It went up 22 times in price in just 4 weeks after the ILO presale (the type of transactions we're discussing in this book):



**That meant that every dollar we put into the ILO turned into \$22!**

If you had put in just \$100 you would have made \$2,200! If you'd put in \$1,000 you could have earned \$22,000!

The reason you can potentially make a lot of money quickly is when new crypto coins (or tokens) are publicly launched there's usually a lot more BUYING than selling.



Which means the price of the coin you purchased can go up from two times the price you paid in the ILO to twenty times or more what you paid! (See more charts below)

The great thing about this is once you know how to do it, it's as easy as just clicking a few buttons and filling in a couple pieces of information.

Once you do your first transaction the rest of them will be super easy. And again if you want us to hold your hand for the first few we'll be there for you.

(continued)

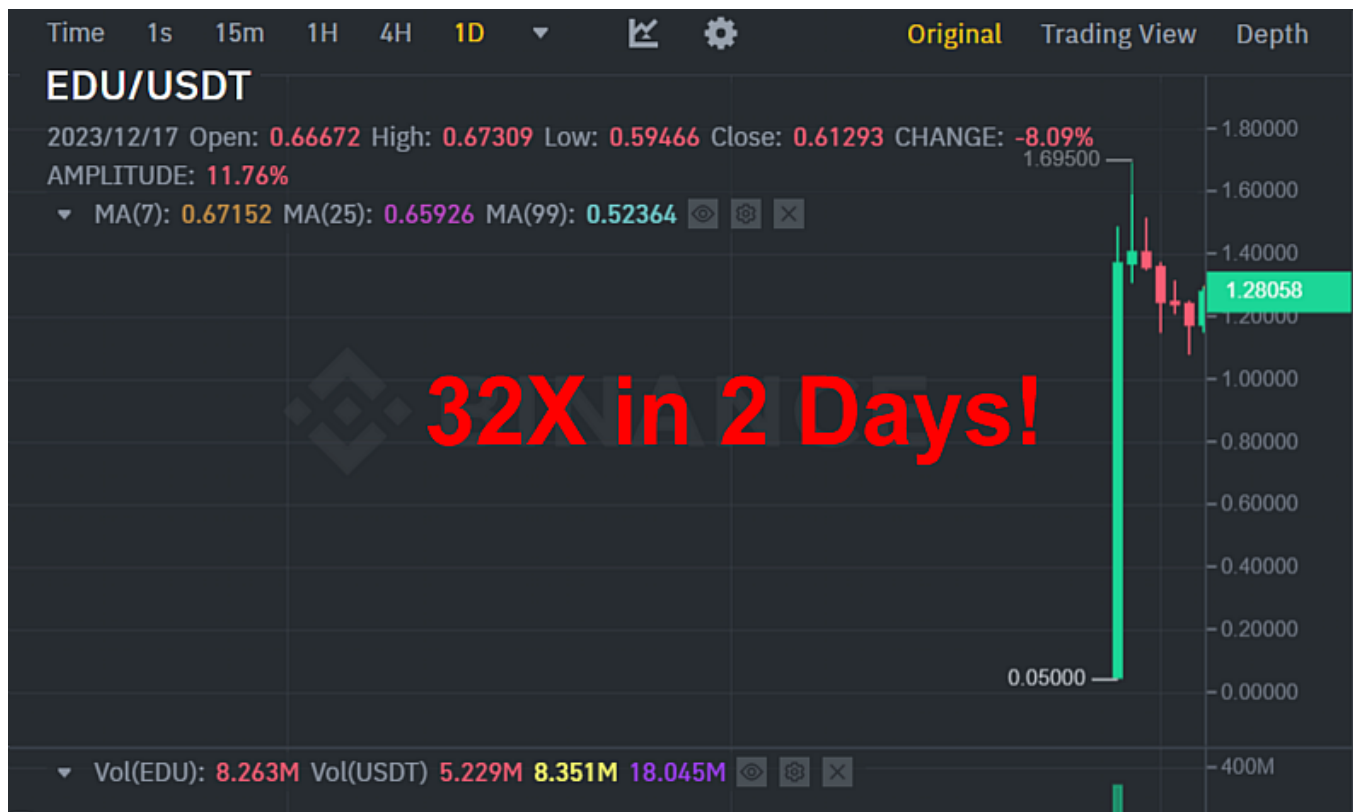
### 3. Are You Ready For Big, Big Profits?

Usually within the first 4 weeks or even days these cryptos can double, triple, quadruple or better in price.

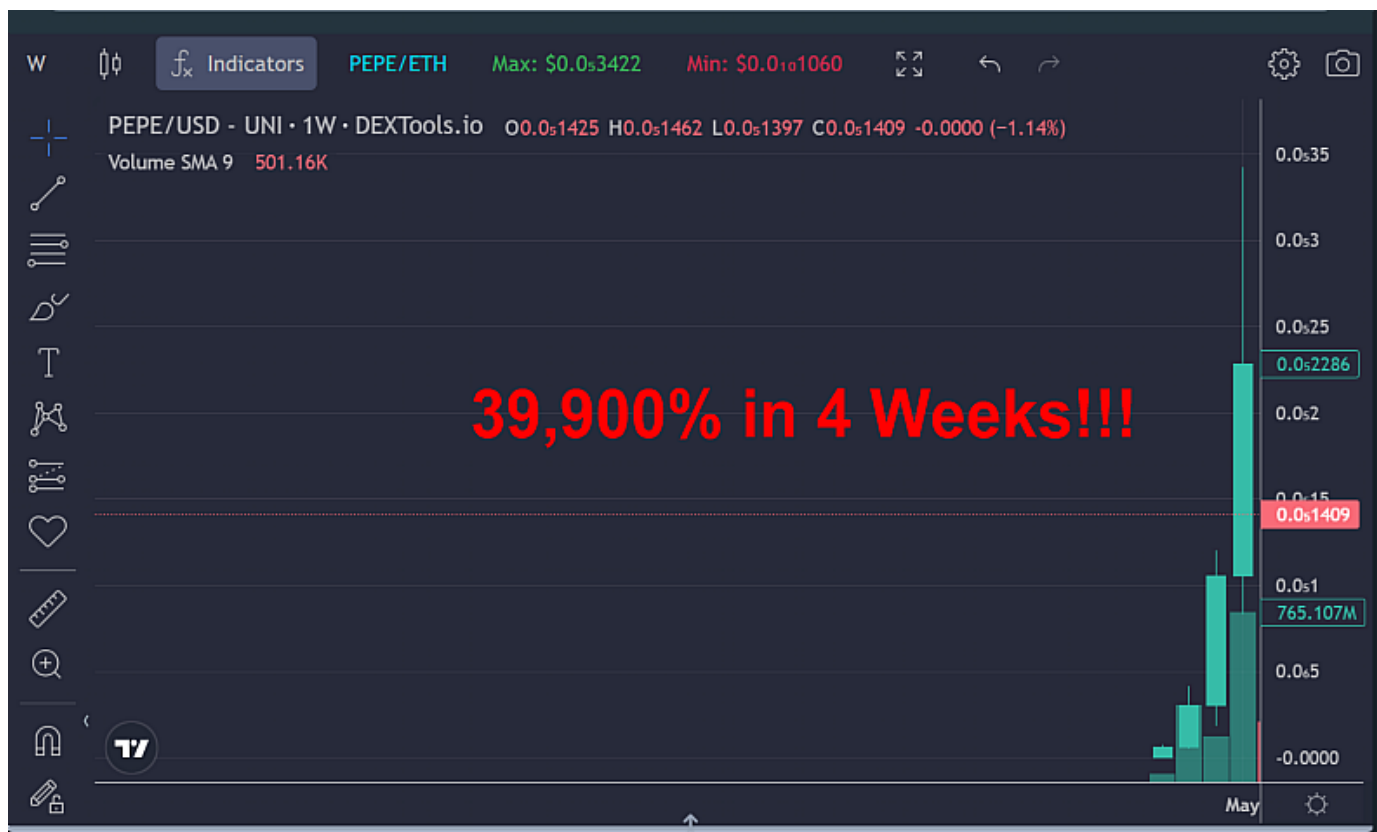
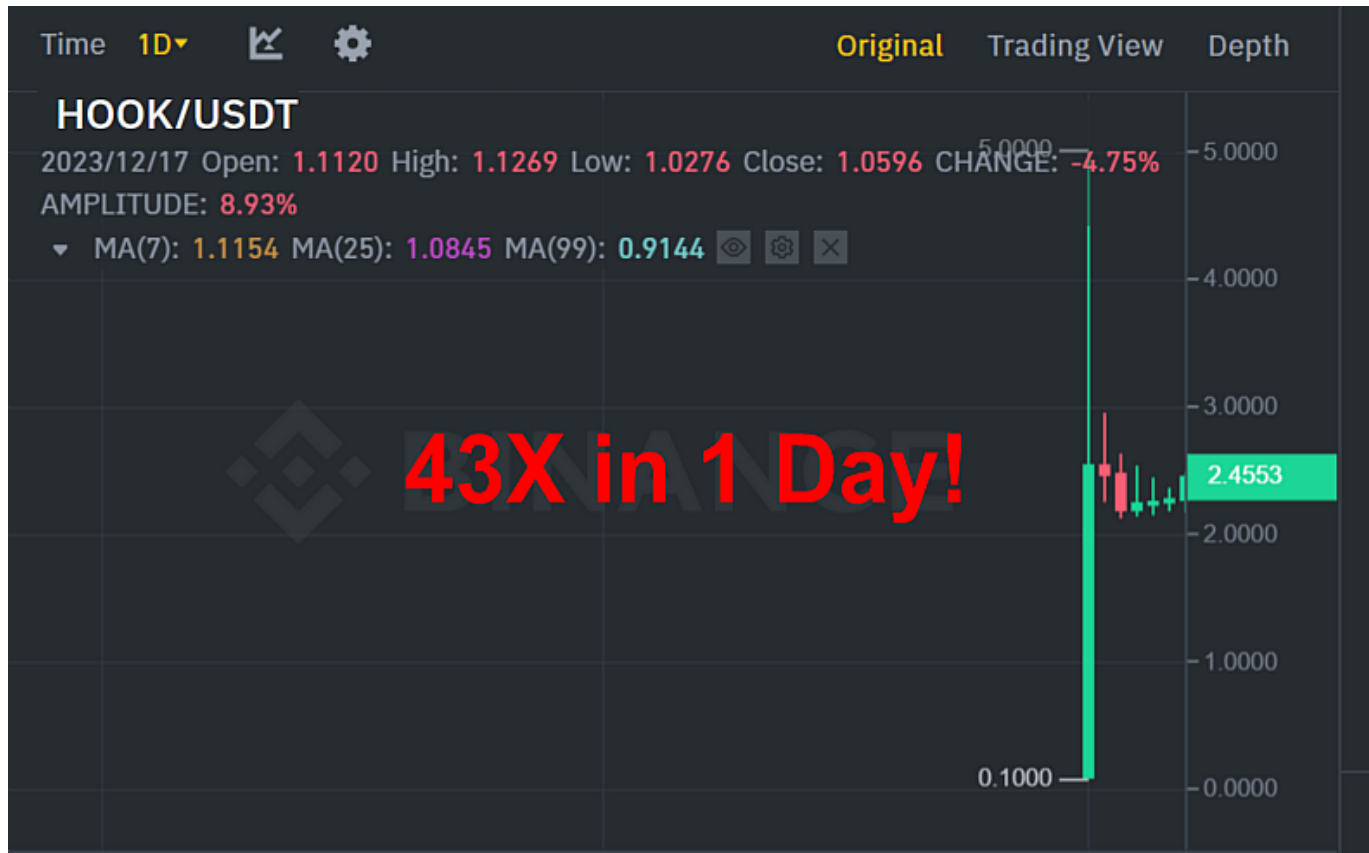
**Have a look at these amazing ILO returns:**











Just \$100 put in in that one would have returned you a whopping \$39,900 in just 4 weeks!

***Just a few thousand dollars put in would have made you a millionaire!***

Now, are you getting an idea of the potential with these ILO's?

Again there's literally a dozen or so of these new ILO's every week, you just need to get in and get started.

The reason why these ILO transactions are so lucrative is because you are helping to provide the initial liquidity for the owners of the crypto projects to be able to launch their tokens publicly.

So because you took the chance and helped them launch YOU get the lowest possible price BEFORE the token publicly launches and before most of the public even knows about it.

**The general public usually only finds out about a big**

# token launch **AFTER** it's already gone up!

Then, when they do find out the real buying begins and the token can go much, much higher.

**But YOU, because you are reading this book and learning about these amazing transactions and are part of our private group are already in and making crazy profits!**

Now, here's why you really must join our private group before you start doing these ILO's.

Because what goes up usually goes down. And of course, usually all markets, whether they're cryptos, stocks, commodities, anything publicly traded will go up AND down repeatedly.

And these ILO's very often will go really high and then come down really low so you need to be ready to capture your big profits before that happens.

Again in [our private group](#) we'll alert you when to buy and when to sell. You don't have to do this alone, you've got us in your corner.



## 4. Where To Find Hot ILO's

ILO's usually (but not always) take place on what are called **ILO (or IDO) launchpads**.

They're called launchpads because people who own the crypto coins launch their tokens there by having people buy in their coin before being publicly listed.

The reason crypto coin owners do this is to raise the money they need to list their coins publicly.

**ILO Launchpads are basically crowd-funding platforms for cryptocurrencies.**

You've heard about crowdfunding, people use it all the time to raise money for new inventions and for any other reason they need to raise funds.

In the crypto world crowdfunding is usually done on crypto launchpads.

## Private ILO Presales

Not all cryptos use ILO launchpads.

Some of the best ones do **Private ILO Presales**.

You won't find these private presales on the launchpads.

**You have to know the crypto owners or 'know someone who knows someone'.**

The Private Presale, if you can get in a good one can really be profitable for you.

We have access to some of these great private ILO presales so be sure to [join our group](#) so you can get in on them.

(continued)

## 5. How ILO Presales Work

To get into an ILO Presale you will need cryptocurrency to start with. And again you can usually get started with as little as \$50 worth of crypto plus a little extra to pay for transaction fees, known in the crypto industry as “gas”.

**Now, again, if you're brand new all this may sound a little complicated, but it's a lot easier than it sounds. And if you take it one step at a time, it will become very easy for you and *you just might become wealthy doing it.* So it's very well worth trying.**

Here's everything you need to get started.

The first thing you need if you don't already have one is a **crypto wallet.**

**A crypto wallet is where you keep your crypto tokens and from your crypto wallet you can do all your crypto**

## **transactions including getting in on ILO presales.**

There are many crypto wallets you can choose but in order to participate in ILO's you will almost always need to use what's known as a web3 crypto wallet.

I recommend one called **Metamask Wallet** because it's the most universally accepted and used web3 crypto wallet.

The next thing you need is to buy the crypto you're going to use for your ILO transactions.

However, wait until you find an ILO you want to get in on so you know which token is being used to participate. Then **you can buy that crypto right in your wallet with a card, your bank, paypal or other means.**

**Here is the link to Metamask and an explanation on how to buy crypto right from your Metamask wallet:**

<https://metamask.io/buy-crypto/>

Now, once you have Metamask installed on your computer or phone you're ready to start ILO transactions. In the next chapter we list a number of ILO launchpads where you can find the latest ILO's.

Once you have metamask installed make it your business to learn everything about it. If you have never used crypto before you need to learn that **YOU ARE YOUR OWN BANKER.**

Your crypto wallet is like a safe that ONLY YOU HOLD THE KEYS to. Never give your wallet keys to ANYONE know matter who they tell you they are.

The easiest way to learn everything about Metamask is on their own website under support. **Save that page:**

<https://support.metamask.io/hc/en-us/articles/360015489531-Getting-started-with-MetaMask>

(continued)

## 6. ILO Launchpads & Decentralized Exchanges

In the previous chapter we discussed setting up a Metamask crypto wallet on your computer or phone.

The next step is once you have an ILO you want to fund you need to know what their 'base token' or 'token pair' is.

The base token is the token that provides liquidity to the token they are launching on the launchpad.

To better understand how and why this all works you would need to [learn how decentralized crypto exchanges work](#).

**NOTE: If you are in our private group we will help you with all of this and take it one step at a time. If you use your phone and/or computer to buy stuff or do almost anything you can do this.**

**Always obey the rule to NEVER INVEST MORE THAN YOU CAN AFFORD TO**

# **LOSE. Scams and 'rug pools' are prevalent in decentralized crypto world.**

Once again though the potential rewards make digging in this gold mine well worth it. I just want you to be careful.

## **The Launchpads**

I suggest you take some time to study these launchpads to get a feel for how they work and before making any transactions and supplying liquidity to any ILO's.

Remember, you don't have to go at this alone, we're here for you in the private group.

<https://www.pinksale.finance/>

<https://daomaker.com/launchpad>

<https://www.bsccpad.com/>

<https://seedify.fund/>

<https://www.poolz.finance/>

<https://polkastarter.com/>

<https://redkitepad.com>

<https://gempad.app/>

## **The DEX's - Decentralized Exchanges**

The three main DEX's you should know about are these:

<https://pancakeswap.finance/>

<https://uniswap.org/>

<https://raydium.io/>

(continued)



## Post ILO Trades

Potential great ILO returns can also be gained without ever joining the ILO presale.

Often a new token launch will rise for short time and then “pull back” some. In other words some people sell their tokens for profit causing the price to drop down some.

Not always, but sometimes this is a great time to get in and get a huge return as the new token picks up new steam and charges ahead.

In our private group we will also alert you to good potential post ILO trades.

(continued)

## Conclusion

I believe in keeping things simple and taking things one step at a time.

So even though we've discussed a lot of things in this book, don't let it overwhelm you if this is all new to you.

Just take it one step at a time. And read through this book several times so you can fully understand it all.

**Most importantly be sure to [join our free private group](#) so you can get all the help you need getting started with ILO Presale Transactions. That's why we started it. We'll alert when to get in and when to get out so you don't have to figure it out by yourself. You'll be part of our ILO Team.**

To Your Financial Freedom!

Editor, FinancialFreedomMagazine.com

DISCLAIMER: This book is for informational purposes only and not investment advice. All investments carry a degree of risk. Even your job. Therefore only invest money you can afford to lose.